



Supra-therapeutic levels of transgene expression achieved *in vivo* by CRISPR/Cas9 mediated targeted gene insertion

Jonathan Finn, Ph.D.

October 18, 2018

26th Annual Congress of the European Society of Gene and Cell Therapy

Disclosure: Employee of Intellia Therapeutics, Inc.

Intellia Therapeutics Legal Disclaimers – Forward Looking Statements

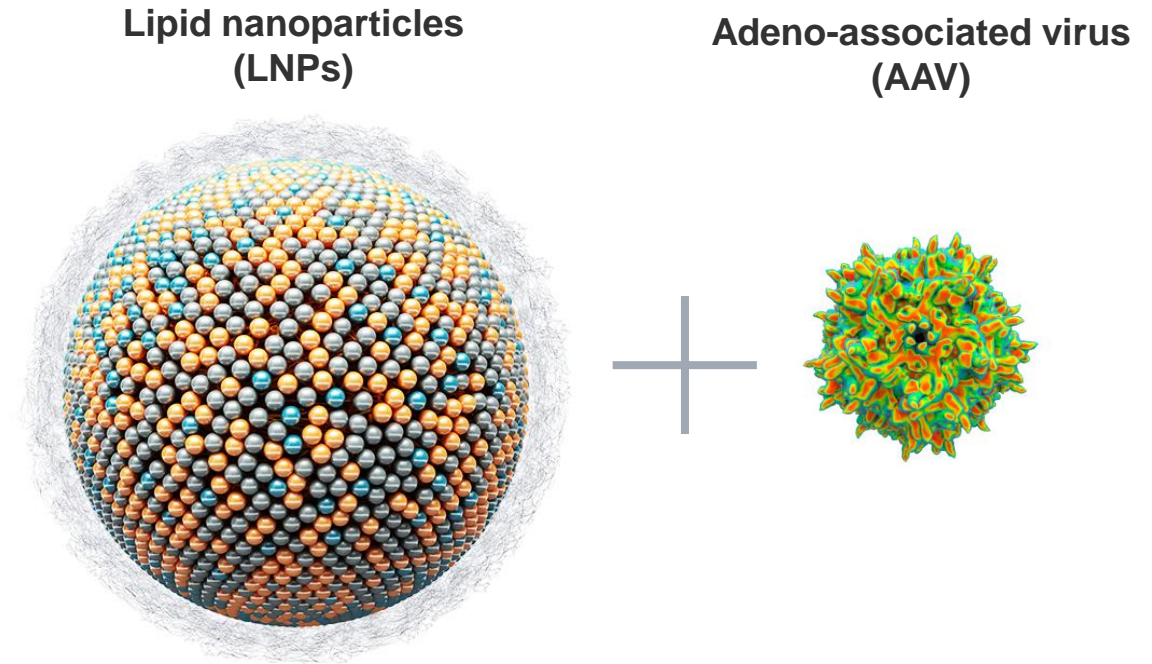
This press release contains “forward-looking statements” of Intellia Therapeutics, Inc. (“Intellia”) within the meaning of the Private Securities Litigation Reform Act of 1995. These forward-looking statements include, but are not limited to, express or implied statements regarding Intellia’s ability to advance and expand the CRISPR/Cas9 technology to develop into human therapeutic products, as well as our CRISPR/Cas9 intellectual property portfolio; our ability to achieve stable or effective genome editing; our ability to administer multiple doses of our CRISPR/Cas9 product candidates; the potential timing and advancement of our preclinical studies, including continuing non-human primate studies for our Transthyretin Amyloidosis (“ATTR”) program and other programs (such as alpha-1 antitrypsin deficiency (AATD)), and clinical trials; the timing and potential achievement of milestones to advance our pipeline; our ability to replicate results achieved in our preclinical studies, including those in our ATTR, AATD and Wilms’ Tumor 1 (WT1) programs, in any future studies, including human clinical trials; the potential development of other in vivo or ex vivo cell therapeutics of all types, and those targeting WT1 in particular, using CRISPR/Cas9 technology; our ability to continue to conduct successful Investigational New Drug (“IND”) enabling studies of a lead ATTR development candidate and subsequently submitting an IND application by the end of 2019 that will be accepted by the regulatory agencies; our intent to present additional data for organs beyond the liver, additional insertion/repair data, and preclinical data in support of our first ex vivo programs on immuno-oncology and autoimmune/inflammation indications during 2018; the expansion of our fully automated bioinformatics platform; our ability to advance a development candidate for a second indication by late 2018; our potential ability to conduct a pre-IND meeting with the U.S. Food and Drug Administration (“FDA”) for ATTR; the intellectual property position and strategy of Intellia’s licensors or other parties from which it derives rights; actions by government agencies; the impact of our collaborations on our development programs; the potential timing of regulatory filings regarding our development programs; the

potential commercialization opportunities, including value and market, for product candidates; our expectations regarding our uses of capital, expenses, future accumulated deficit and other 2018 financial results; and our ability to fund operations through mid-2020.

Any forward-looking statements in this presentation are based on management’s current expectations and beliefs of future events, and are subject to a number of risks and uncertainties that could cause actual results to differ materially and adversely from those set forth in or implied by such forward-looking statements. These risks and uncertainties include, but are not limited to: risks related to Intellia’s ability to protect and maintain our intellectual property position; risks related to the ability of our licensors to protect and maintain their intellectual property position; uncertainties related to the initiation and conduct of studies and other development requirements for our product candidates; the risk that any one or more of Intellia’s product candidates will not be successfully developed and commercialized; the risk that the results of preclinical studies will not be predictive of future results in connection with future studies; and the risk that Intellia’s collaborations with Novartis or Regeneron or its other ex vivo collaborations will not continue or will not be successful. For a discussion of these and other risks and uncertainties, and other important factors, any of which could cause Intellia’s actual results to differ from those contained in the forward-looking statements, see the section entitled “Risk Factors” in Intellia’s most recent annual report on Form 10-K and quarterly reports on Form 10-Q filed with the Securities and Exchange Commission, as well as discussions of potential risks, uncertainties, and other important factors in Intellia’s other filings with the Securities and Exchange Commission. All information in this presentation is as of the date of the release, and Intellia Therapeutics undertakes no duty to update this information unless required by law.

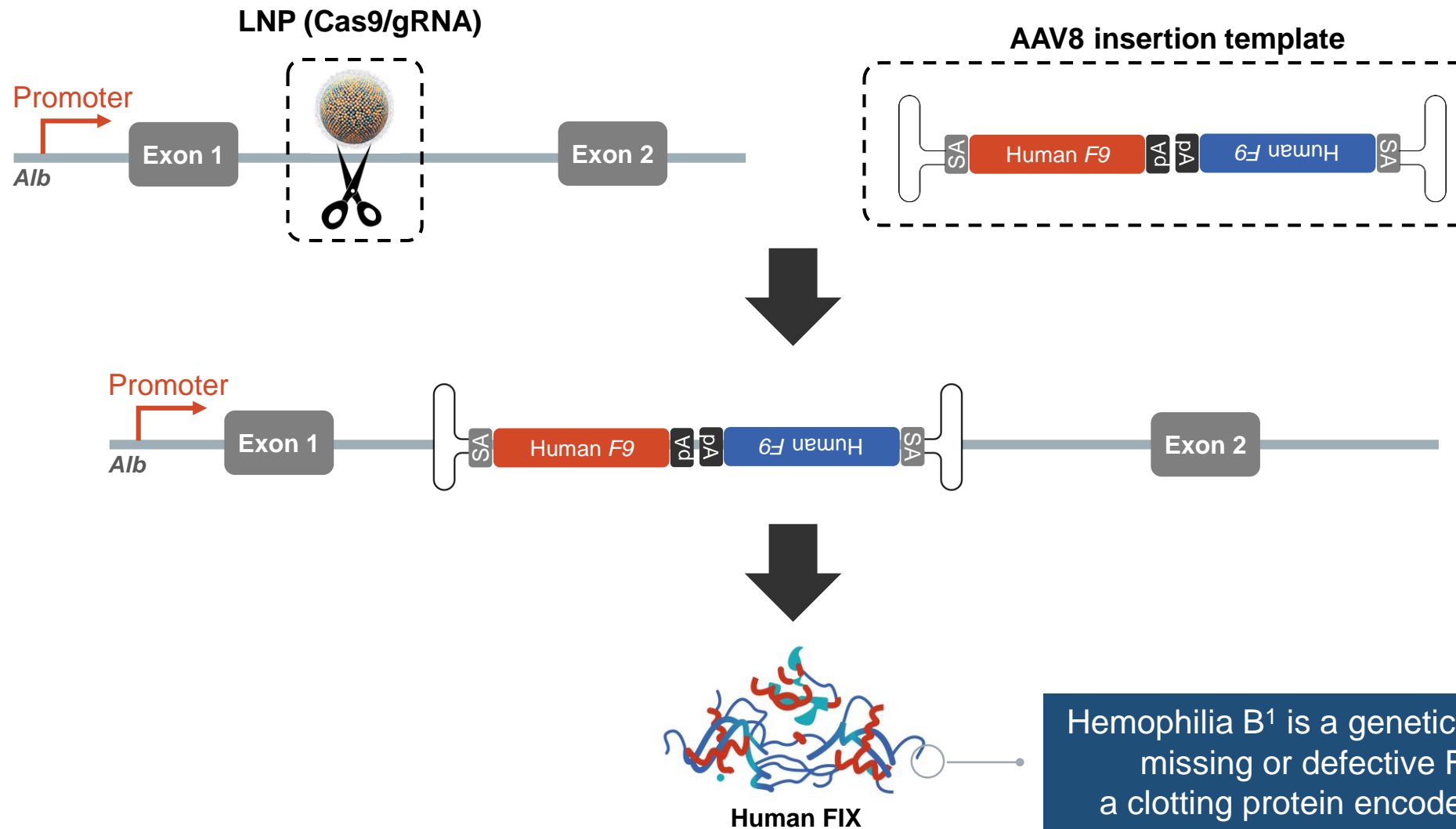
Targeted, Stable DNA Insertion is the Holy Grail for Gene-Based Therapies

- Complex edits (insertion or repair) are required to address most genetic diseases, like hemophilia and alpha-1 antitrypsin deficiency (AATD)
- Traditional gene therapy approaches have limitations:
 - AAV is non-integrating, and expression is transient in dividing cells
 - Lenti/retro viral vectors integrate randomly → Risk of insertional mutagenesis



Combine advantages of transient Cas9 delivery based on LNPs with AAV as effective template delivery system to achieve targeted, stable insertion of DNA

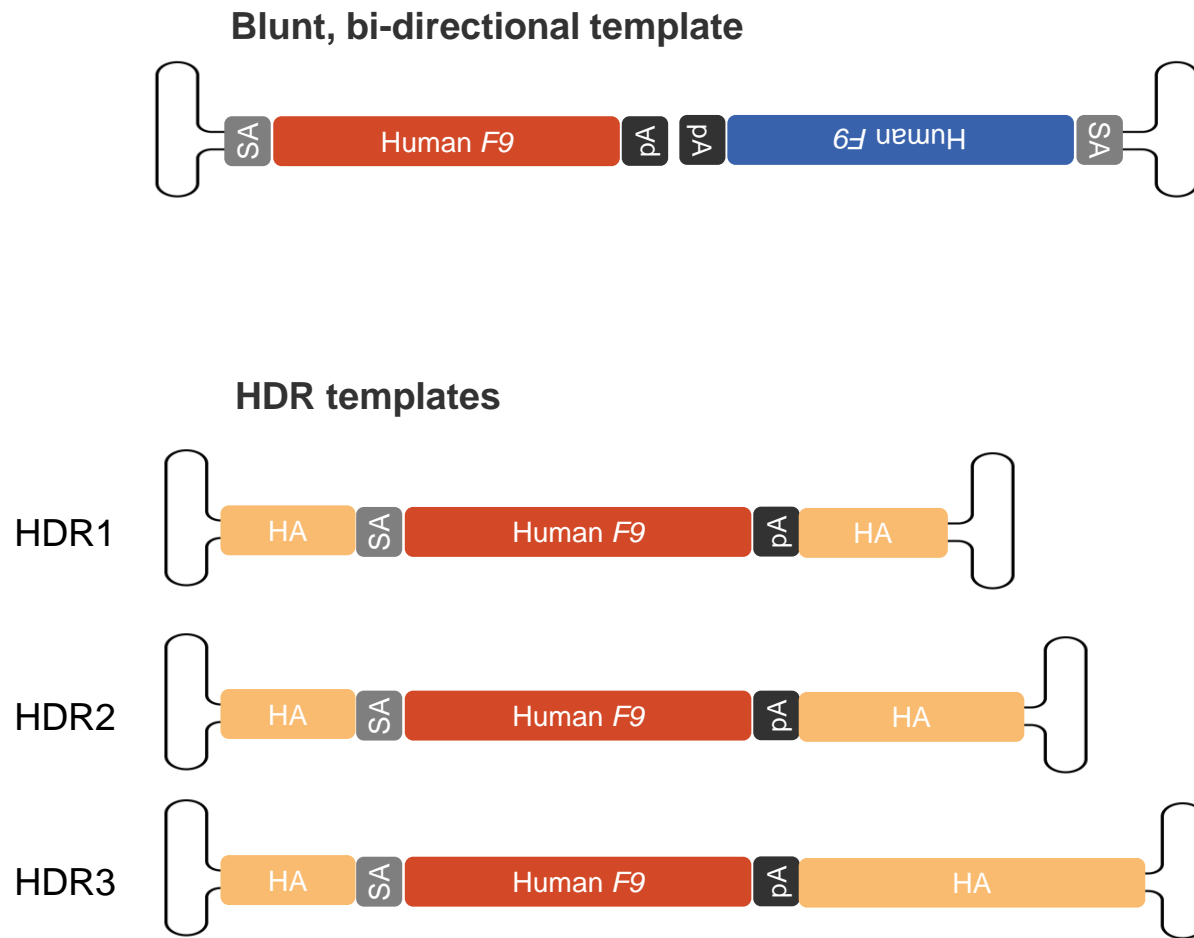
Human *Factor 9 (F9)* Model System Used to Investigate *In Vivo* Insertion at Albumin Intron Safe Harbor Site



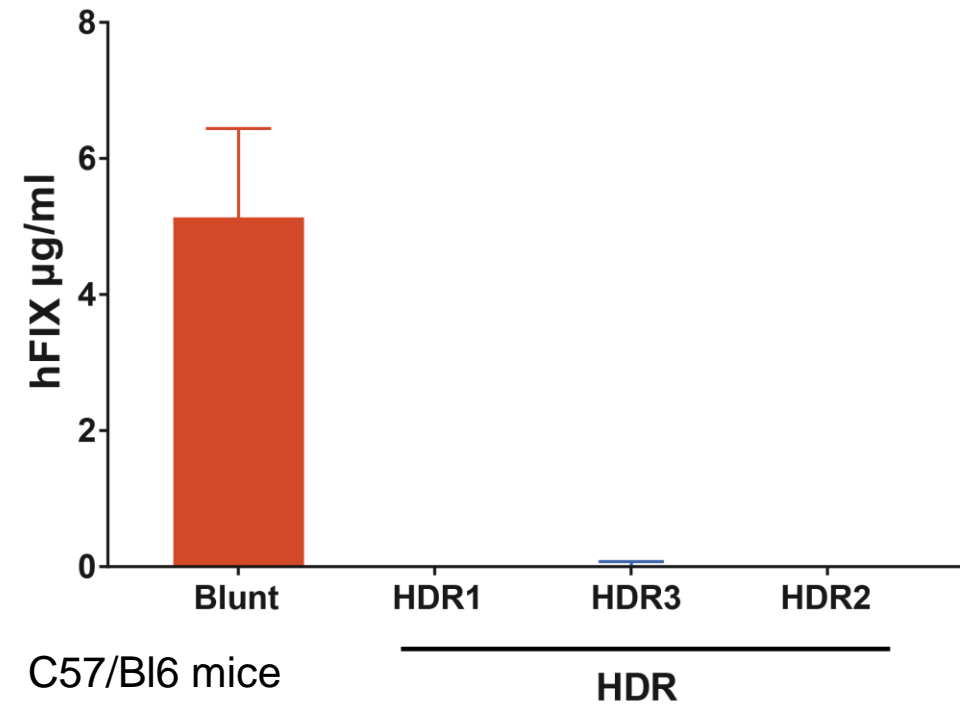
Hemophilia B¹ is a genetic disorder caused by missing or defective Factor IX (FIX), a clotting protein encoded by the *F9* gene

¹National Hemophilia Foundation

Blunt, Bi-Directional Template Yields Significantly Greater FIX Levels Than Homology-Directed Repair (HDR) Templates in Adult Mice*



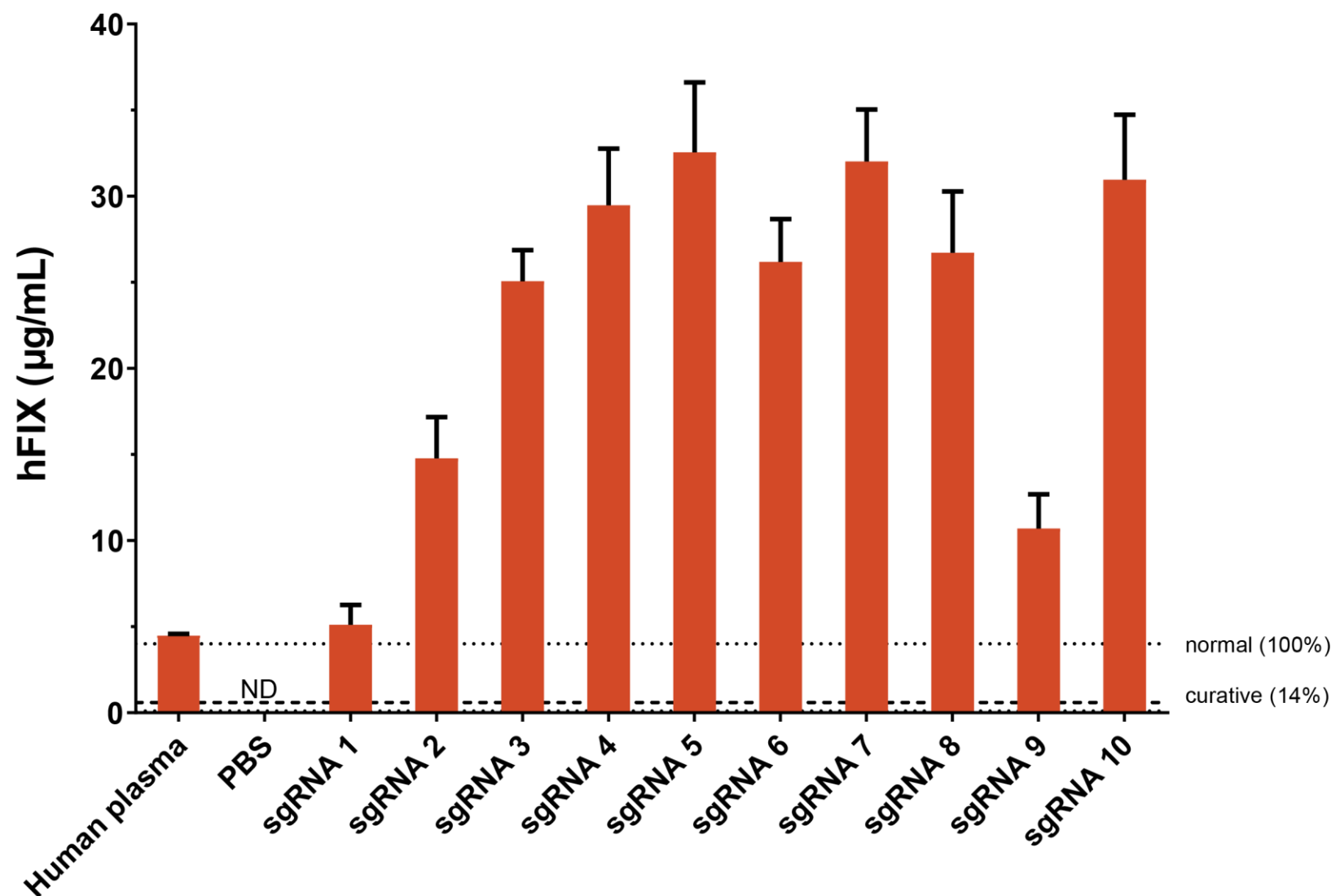
Blunt, Bi-directional Template > HDR Templates



Efficient CRISPR-mediated targeted insertion of transgenes into the liver achieved with blunt, bi-directional template

*6-8 weeks old

FIX Expression is Dependent on Guide Sequence Used for Insertion



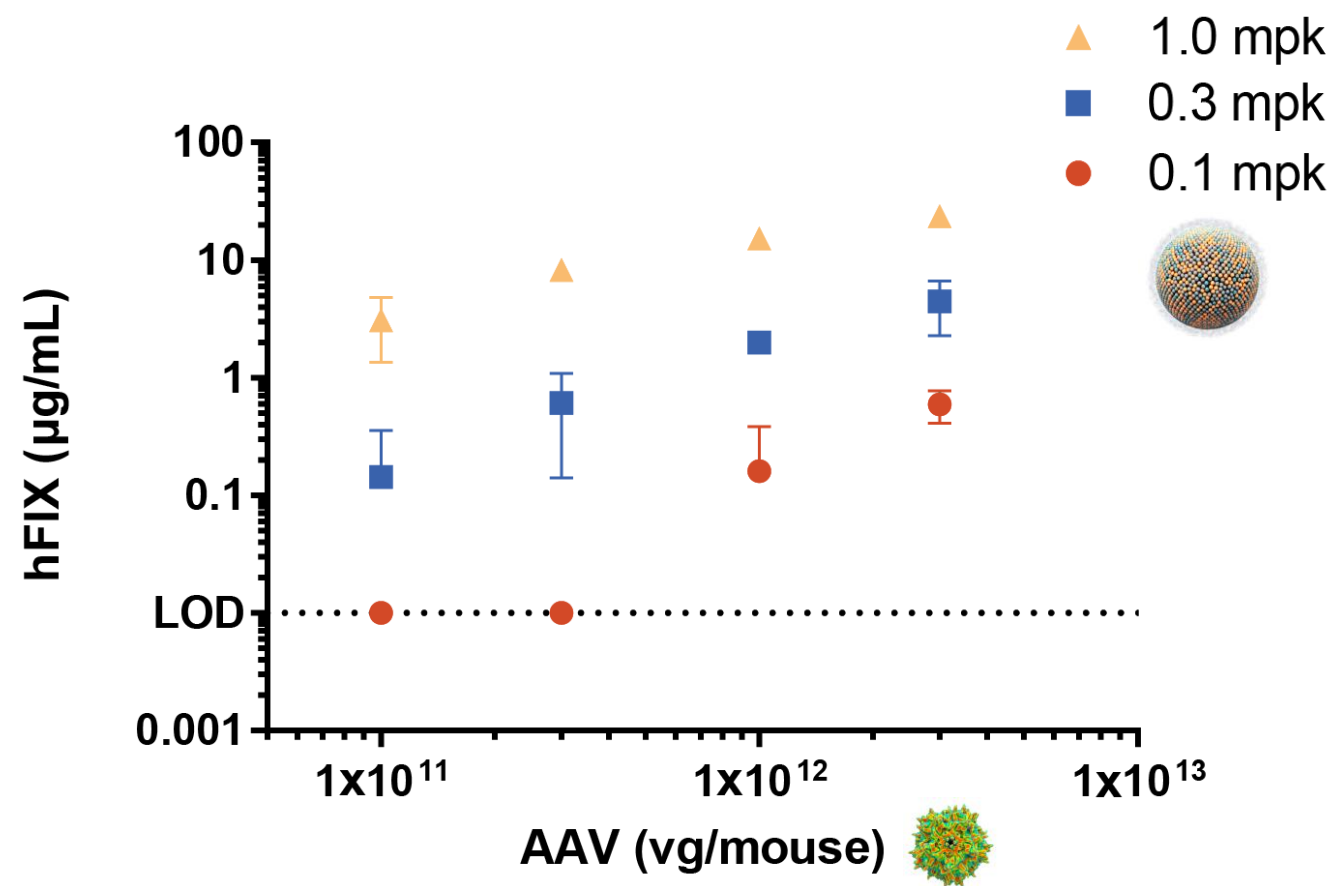
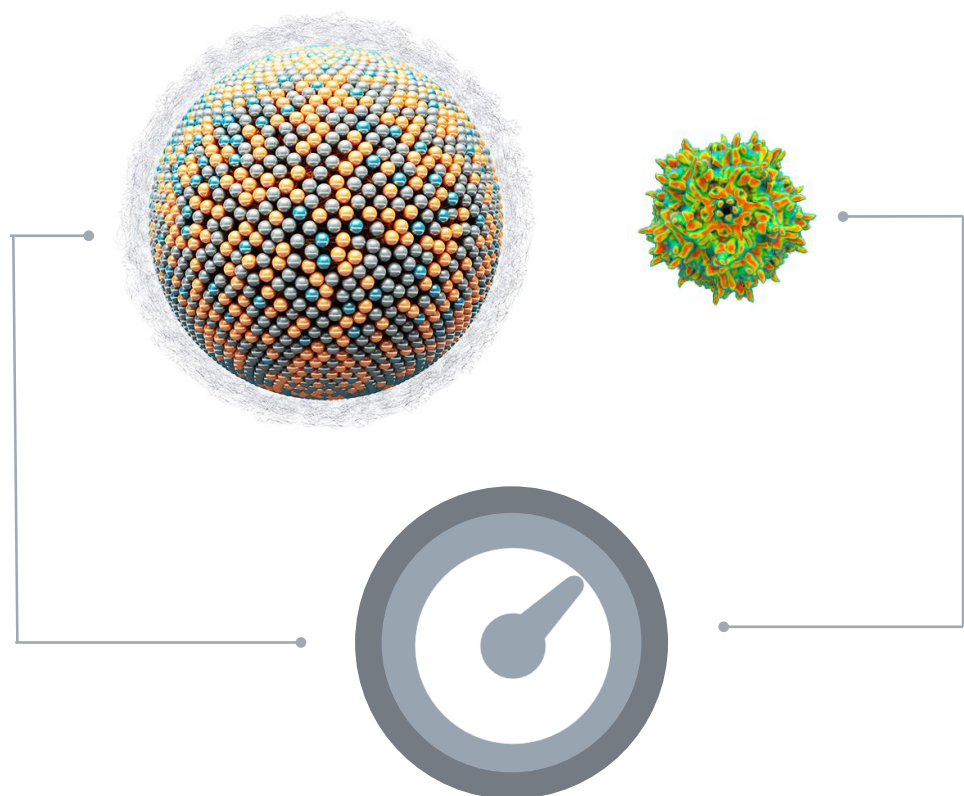
	Fold Activity Over Therapeutic (2%)	Fold Activity Over Curative (14%) ¹	Fold Activity Over Normal (100%)
FIX-wt	~300	~40	~6
FIX-R338L ^{1, 2}	~2,100	~300	~45

Combination of LNP-mediated CRISPR delivery and AAV insertion template achieves supra-therapeutic levels of gene expression in adult mice

¹George et al, NEJM, 2017.

²Simioni et al, NEJM, 2009. Specific activity of FIX-Padua (R338L) is ~7-fold higher than FIX-WT

Modulating LNP or AAV Dose Allows for Control of FIX Levels



Hybrid mAlb-F9 Transcript, an Insertion Event Hallmark, Detected in >50% of Hepatocytes in Adult Mice

ZZ

mAlb ss

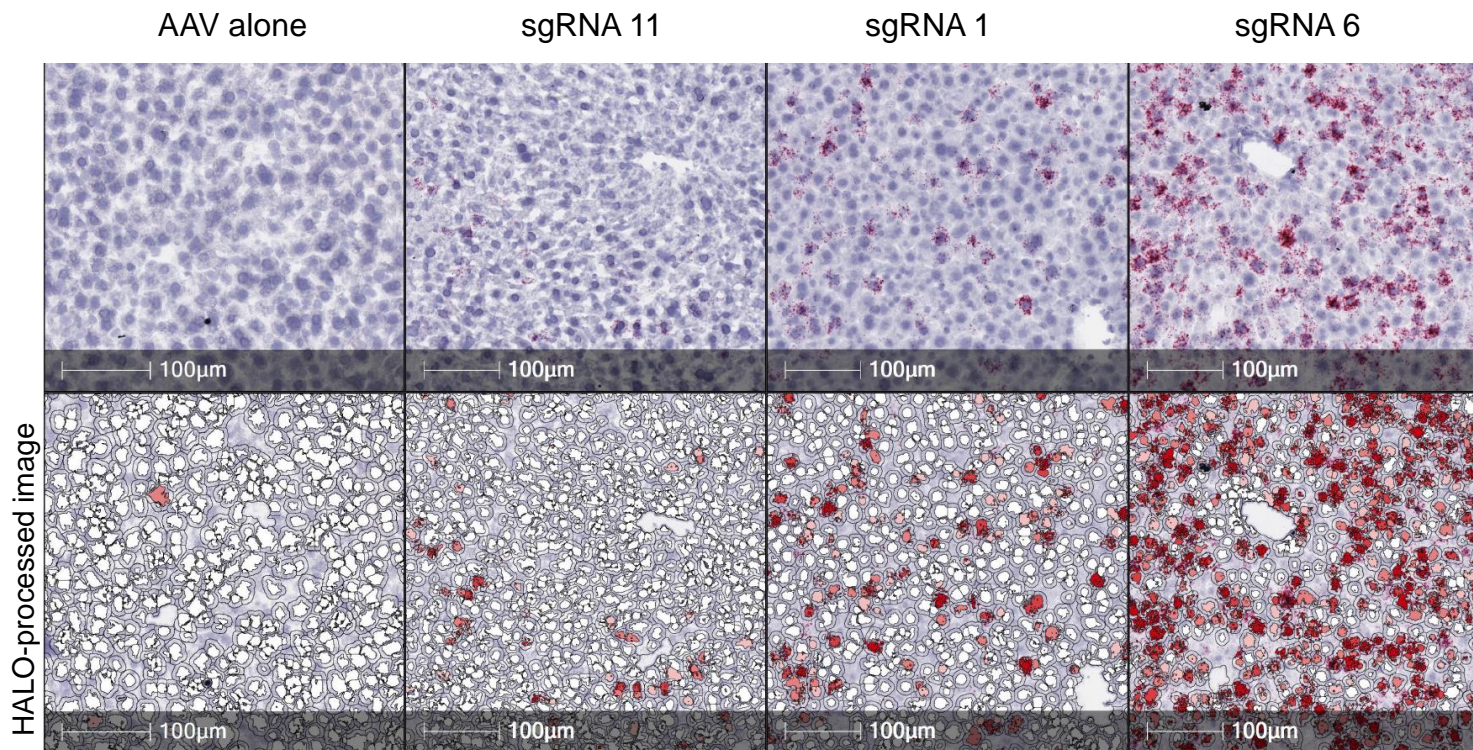
hF9

ZZ

mAlb ss

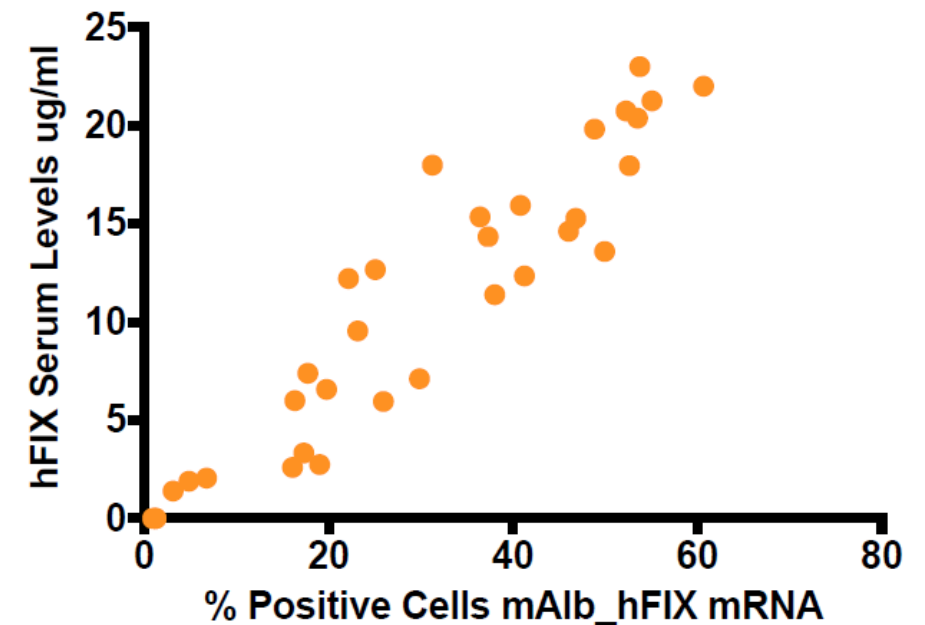
hF9

BaseScope™ method allows for quantification of FIX-expressing hepatocytes

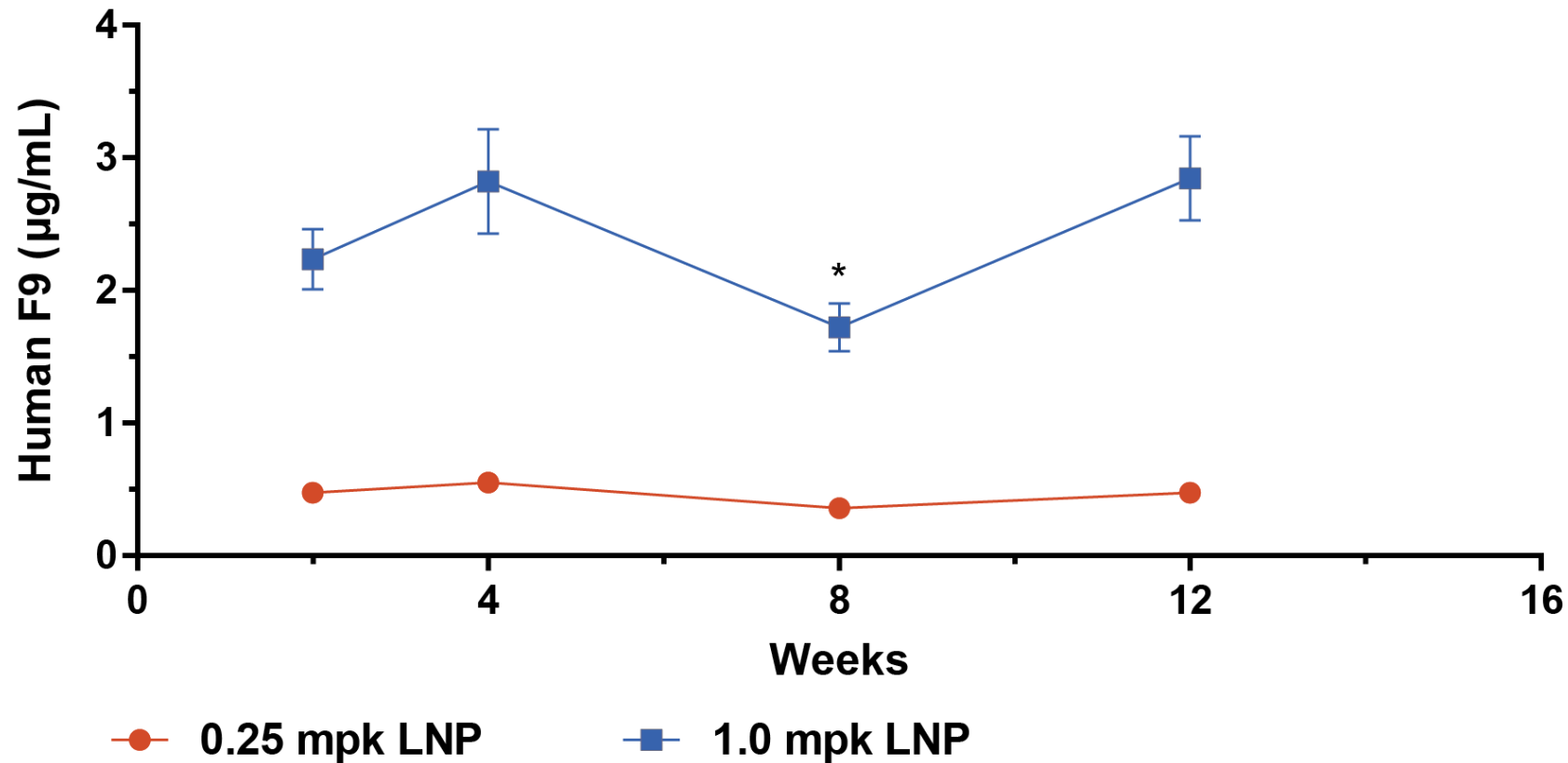


All images analyzed by HALO

hFIX Levels Week 1 vs. % Positive Cells



FIX Levels in Adult Mice Are Stable at 12-Week Timepoint in Ongoing 1-Year Durability Study



*ELISA assay variability

Insertion Observed in *F9* Model Framework Not Transgene-Dependent: *In Vivo* Insertion of *SERPINA1* Results in Therapeutic Levels of Gene Expression in Adult Mice

About AATD

- Deficiency in functioning AAT enzyme, primarily secreted by hepatocytes, is caused by mutations in the *SERPINA** gene
- Lung dysfunction (emphysema/COPD) is the hallmark of AATD, resulting from damage to alveoli caused by lack of neutrophil elastase activity
- Estimated ~6,000 patients diagnosed in the U.S.¹ and up to ~250,000 at risk worldwide²

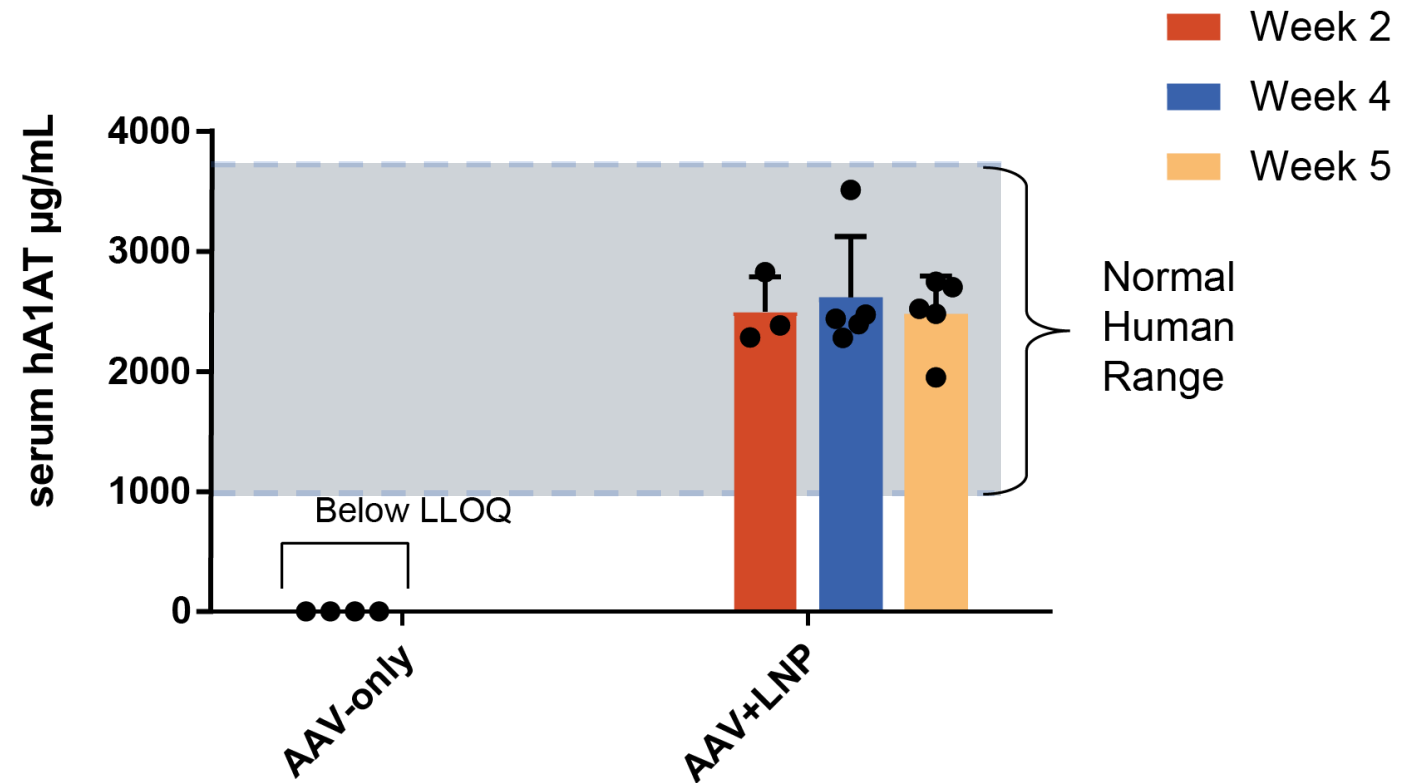
**SERPINA1* gene encodes A1AT protein

¹Clinical Chemistry. 2006; 52:2180-2181. n Med. 2015;47(8):625-38.

²Int J Chron Obstruct Pulmon Dis. 2017;12:561-569.

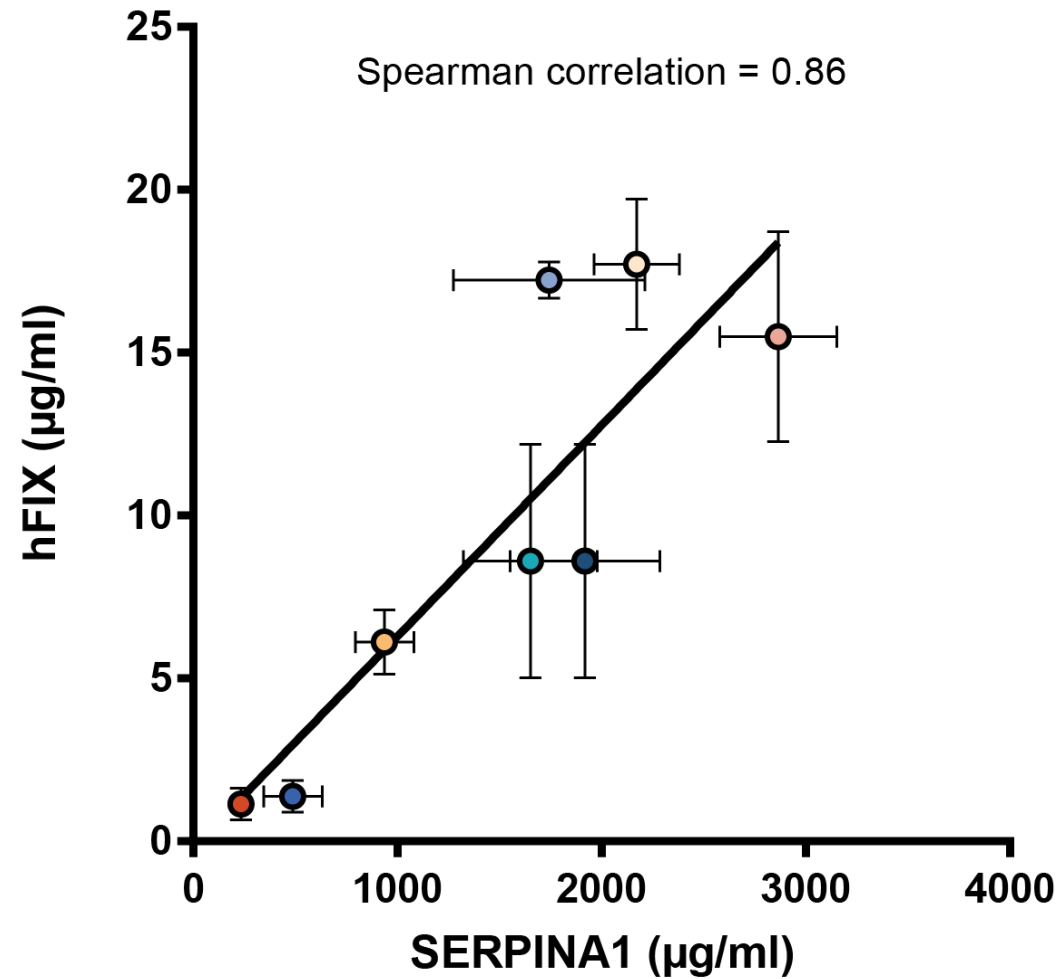
³Am J Respir Crit Car Med Mol. 2003; 168:818-900.

⁴Lancet. 2005; 365:2225-2236.

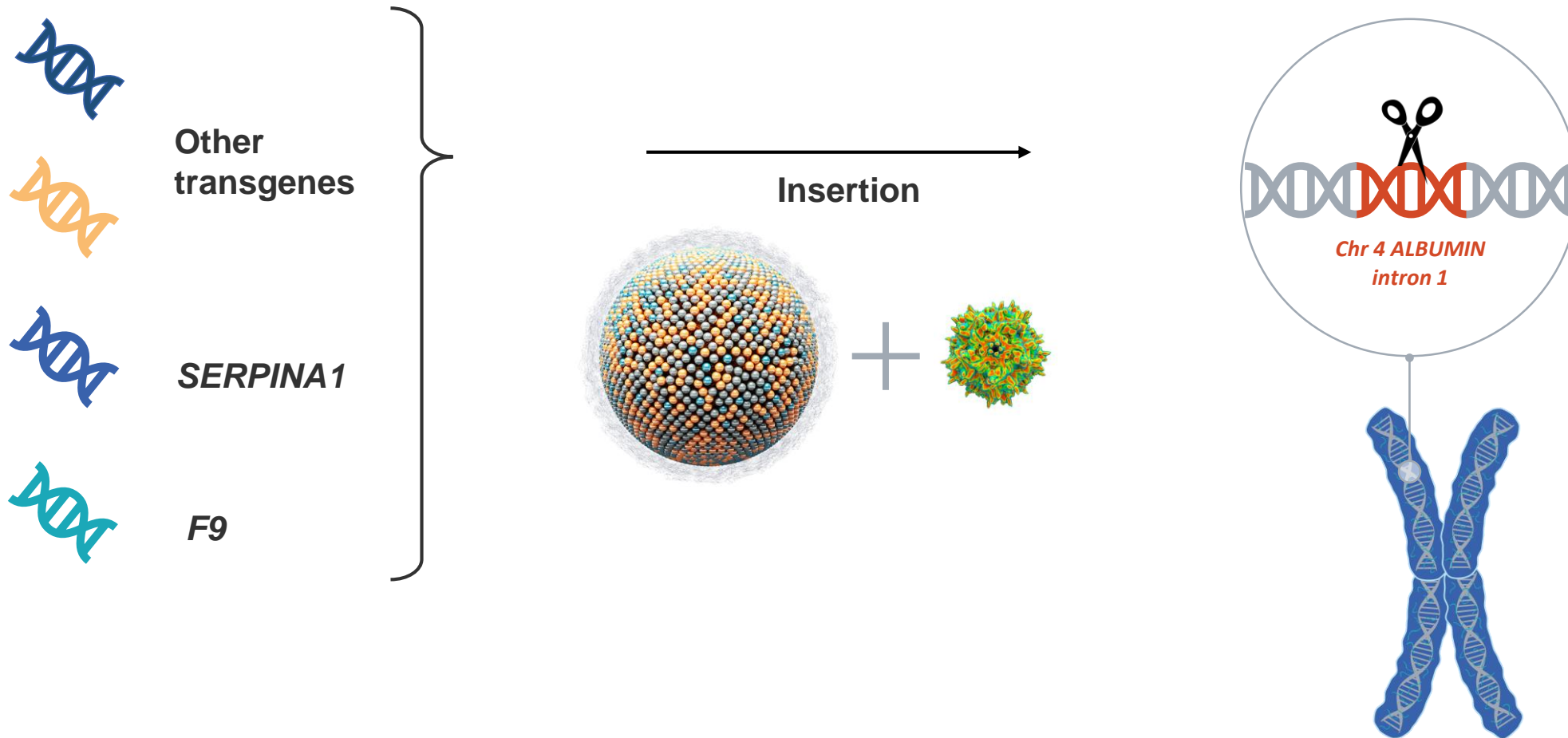


High systemic A1AT levels
(>500 ug/mL) required for therapeutic effect^{3,4}

Evidence of a Modular Platform: Insertion Guide Performance in Adult Mice is Independent of Transgene



CRISPR Delivery with LNPs and AAV as Template is Effective for Targeted, Stable Gene Insertion in Adult Mice



Key Takeaways

- Combination of LNP-mediated CRISPR delivery and AAV insertion template achieves supra-therapeutic levels of gene expression in adult mice
 - >40-fold higher than levels needed to prevent bleeding episodes (14%) using WT-F9
 - ~300-fold if using hyper-functional F9-Padua
- Blunt insertion of AAV preferred vs. HR-mediated insertion in hepatocytes in adult mice
 - Expression levels are guide-dependent
- Modulation of LNP or AAV doses allows for control of hFIX levels
- Hybrid transcript detected in >50% of hepatocytes
- Evidence of modular platform: Therapeutic levels of gene expression also achieved with *SERPINA1* (AATD) in adult mice

Acknowledgements

Intellia team

Kara Ford	Ramsey Majzoub	Jessica Seitzer
Anthony Forget	Catherine Moroski-Erkul	Cindy Shaw
Jaqueline Growe	Brad Murray	Jenny Xie
Anne Harris	Daniel O'Connell	Vasily Vagin
Hon-Ren Huang	Shobu Odate	Jane van Heteren
Arti Kanjolia	Amy Rhoden-Smith	Roger Wang
Reynald Lescarbeau	Matthew Roy	Kangni Zheng
Jixin Liu	Moitri Roy	

Regeneron team

Dan Chalothorn	Christos Kyratsous	Cheng Wang
Guochun Gong	KehDih Lai	Derek White
Suzanne Hartford	Rachel Sattler	Brian Zambrowicz



Intellia

THERAPEUTICS